

MG130

6.8L

Industrial Spark-Ignited Generator Set

EPA Certified Stationary Emergency

Standby Power Rating
130 kW 163 kVA 60 Hz

Prime Power Rating*
117 kW 146 kVA 60 Hz



*EPA Certified Prime ratings are not available in the U.S. or its Territories

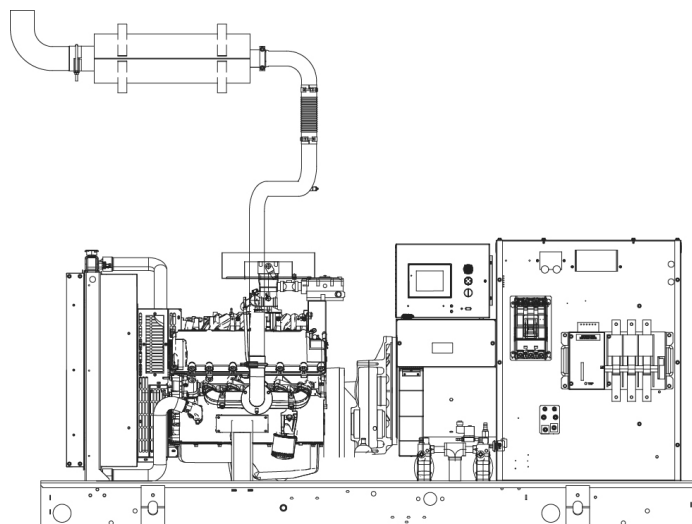


Image used for illustration purposes only

Codes and Standards

Generac products are designed to the following standards:



UL2200, UL508, UL142, UL498



NFPA70, 99, 110, 37



NEC700, 701, 702, 708



ISO9001, 8528, 3046, 7637, Pluses #2b, 4



NEMA ICS10, MG1, 250, ICS6, AB1



ANSI C62.41

American National Standards Institute



IBC 2009, CBC 2010, IBC 2012, ASCE 7-05,
ASCE 7-10, ICC-ES AC-156 (2012)

Powering Ahead

For over 50 years, Generac has led the industry with innovative design and superior manufacturing.

Generac ensures superior quality by designing and manufacturing most of its generator components, including alternators, enclosures and base tanks, control systems and communications software.

Generac's gensets utilize a wide variety of options, configurations and arrangements, allowing us to meet the standby power needs of practically every application.

Generac searched globally to ensure the most reliable engines power our generators. We choose only engines that have already been proven in heavy-duty industrial application under adverse conditions.

Generac is committed to ensuring our customers' service support continues after their generator purchase.

MG130

Standard Features

ENGINE SYSTEM

- General
- Oil Drain Extension
 - Air Cleaner
 - Fan Guard
 - Stainless Steel flexible exhaust connection
 - Critical Exhaust Silencer
 - Factory Filled Oil
 - Radiator duct adapter (open set only)

Fuel System

- Primary and Secondary Fuel Shutoff
- Flexible Fuel Line - NPT Connection

Cooling System

- Closed Coolant Recovery System
- UV/Ozone resistant hoses
- Factory-installed Radiator
- Radiator drain extension
- 50/50 Ethylene glycol antifreeze

Engine Electrical System

- Battery charging alternator
- Battery Cables
- Battery Tray
- Solenoid activated starter motor
- Rubber-booted engine electrical connections

ALTERNATOR SYSTEM

- UL2200 GENprotect™
- Class H insulation material
- 2/3 Pitch
- Skewed Stator
- Brushless Excitation
- Sealed Bearings
- Amortisseur winding
- Full load capacity alternator

GENERATOR SET

- Internal Genset Vibration Isolation
- Separation of circuits - high/low voltage
- Separation of circuits - multiple breakers
- Wrapped Exhaust Piping
- Standard Factory Testing
- 2 Year Limited Warranty (Standby rated Units)
- 1 Year Warranty (Prime rated units)
- Silencer mounted in the discharge hood (enclosed only)

ENCLOSURE (if selected)

- Rust-proof fasteners with nylon washers to protect finish
- High performance sound-absorbing material
- Gasketed doors
- Stamped air-intake louvers
- Air discharge hoods for radiator-upward pointing
- Stainless steel lift off door hinges
- Stainless steel lockable handles
- Rhino Coat™ - Textured polyester powder coat

CONTROL SYSTEM

Control Panel

- Digital G-200 Paralleling Control Panel - Touch-screen
- Programmable Crank Limiter
- 7-Day Programmable Exerciser
- Special Applications Programmable PLC
- RS-232/485
- All-Phase Sensing DVR
- Full System Status
- Low Fuel Pressure Indication
- 2-Wire Start Compatible
- Power Output (kW)
- Power Factor
- kW Hours, Total & Last Run
- Real/Reactive/Apparent Power
- All Phase AC Voltage
- All Phase Currents
- Oil Pressure
- Coolant Temperature
- Coolant Level

- Engine Speed
- Battery Voltage
- Frequency
- Date/Time Fault History (Event Log)
- Isochronous Governor Control
- Waterproof/sealed Connectors
- Audible Alarms and Shutdowns
- Not in Auto (Flashing Light)
- Auto/Off/Manual Switch
- E-Stop (Red Mushroom-Type)
- Customizable Alarms, Warnings, and Events
- Modbus protocol
- Predictive Maintenance algorithm
- Sealed Boards
- Password parameter adjustment protection
- Single point ground
- 15 channel data logging
- 0.2 msec high speed data logging
- Alarm information automatically comes up on the display

Alarms

- Oil Pressure (Pre-programmable Low Pressure Shutdown)
- Coolant Temperature (Pre-programmed High Temp Shutdown)
- Coolant Level (Pre-programmed Low Level Shutdown)
- Low Fuel Pressure Alarm
- Engine Speed (Pre-programmed Over speed Shutdown)
- Battery Voltage Warning
- Alarms & warnings time and date stamped
- Alarms & warnings for transient and steady state conditions
- Snap shots of key operation parameters during alarms & warnings
- Alarms and warnings spelled out (no alarm codes)

PARALLELING CONTROLS

- Auto-synchronization process
- Isochronous load sharing
- Reverse power protection
- Maximum power protection
- Electrically operated, mechanically held paralleling switch
- Sync check system
- Independent on-board paralleling
- Optional programmable logic full auto back-up control (pls)
- Shunt Trip and Auxiliary Contact

MG130

Configurable Options

ENGINE SYSTEM

- General
- Engine Block Heater
- Oil Heater
- Air Filter Restriction Indicator
- Stone Guard (Open Set Only)
- Critical Exhaust Silencer (Open Set Only / Standard on Ultra Low Emissions Option)

Engine Electrical System

- 10A UL battery charger
- Battery Warmer

ALTERNATOR SYSTEM

- Alternator Upsizing
- Anti-Condensation Heater
- Tropical coating
- Permanent Magnet Excitation

GENERATOR SET

- Gen-Link Communications Software (English Only)
- Extended Factory Testing (3 Phase Only)
- IBC Seismic Certification
- 8 Position Load Center
- 2 Year Extended Warranty
- 5 Year Warranty
- 5 Year Extended Warranty

CIRCUIT BREAKER OPTIONS

- Main Line Circuit Breaker
- 2nd Main Line Circuit Breaker
- Electronic Trip Breakers

ENCLOSURE

- Standard Enclosure
- Level 1 Sound Attenuation
- Level 2 Sound Attenuation
- Steel Enclosure
- Aluminum Enclosure
- 150 MPH Wind Kit
- 12 VDC Enclosure Lighting Kit
- 120 VAC Enclosure Lighting Kit
- AC/DC Enclosure Lighting Kit
- Door Alarm Switch

CONTROL SYSTEM

- 21-Light Remote Annunciator
- Remote Relay Panel (8 or 16)
- Oil Temperature Sender with Indication Alarm
- Remote E-Stop (Break Glass-Type, Surface Mount)
- Remote E-Stop (Red Mushroom-Type, Surface Mount)
- Remote E-Stop (Red Mushroom-Type, Flush Mount)
- Remote Communication - Modem
- Remote Communication - Ethernet
- 10A Run Relay
- Ground fault indication and protection functions

Engineered Options

ENGINE SYSTEM

- Coolant heater ball valves
- Fluid containment pans

GENERATOR SET

- Special Testing
- Battery Box

CONTROL SYSTEM

- Spare inputs (x4) / outputs (x4) - H Panel Only
- Battery Disconnect Switch

ALTERNATOR SYSTEM

- 3rd Breaker Systems

ENCLOSURE

- Motorized Dampers
- Enclosure Ambient Heaters

Rating Definitions

Standby – Applicable for a varying emergency load for the duration of a utility power outage with no overload capability.

Prime – Applicable for supplying power to a varying load in lieu of utility for an unlimited amount of running time. A 10% overload capacity is available for 1 out of every 12 hours. The Prime Power option is only available on International applications.

Power ratings in accordance with ISO 8528-1, Second Edition dated 2005-06-01, definitions for Prime Power (PRP) and Emergency Standby Power (ESP).

MG130

application and engineering data

ENGINE SPECIFICATIONS

General

Make	Generac
Cylinder #	10
Type	V
Displacement - L (Cu In)	6.8 (414.96)
Bore - mm (in)	90.17 (3.55)
Stroke - mm (in)	105.992 (4.17)
Compression Ratio	9:01
Intake Air Method	Naturally Aspirated
Number of Main Bearings	7
Connecting Rods	Forged
Cylinder Head	Aluminum
Cylinder Liners	No
Ignition	High Energy
Pistons	Aluminum Alloy
Crankshaft	Steel
Lifter Type	Overhead Cam
Intake Valve Material	Steel Alloy
Exhaust Valve Material	Steel Alloy
Hardened Valve Seats	Yes

Engine Governing

Governor	Electronic
Frequency Regulation (Steady State)	+/- 0.25%

Lubrication System

Oil Pump Type	Gear
Oil Filter Type	Full-flow spin-on cartridge
Crankcase Capacity - L (qts)	5.7 (6)

Cooling System

Cooling System Type	Pressurized Closed Recovery
Water Pump Flow - gpm (lpm)	38 (144)
Fan Type	Pusher
Fan Speed (rpm)	2300
Fan Diameter mm (in)	558 (22)
Coolant Heater Wattage	1500
Coolant Heater Standard Voltage	120 V

Fuel System

Fuel Type	Natural Gas, Propane Vapor
Carburetor	Down Draft
Secondary Fuel Regulator	Standard
Fuel Shut Off Solenoid	Standard
Operating Fuel Pressure	11" - 14" H2O

Engine Electrical System

System Voltage	12 VDC
Battery Charging Alternator	Standard
Battery Size	See Battery Index 0161970SBY
Battery Voltage	12 VDC
Ground Polarity	Negative

ALTERNATOR SPECIFICATIONS

Standard Model	390
Poles	4
Field Type	Revolving
Insulation Class - Rotor	H
Insulation Class - Stator	H
Total Harmonic Distortion	<5%
Telephone Interference Factor (TIF)	<50
Standard Excitation	Brushless
Bearings	Sealed Ball
Coupling	Direct via Flexible Disc
Prototype Short Circuit Test	Yes

Voltage Regulator Type	Full Digital
Number of Sensed Phases	All
Regulation Accuracy (Steady State)	+/- 0.25%

MG130

operating data

POWER RATINGS

	Natural Gas		Propane Vapor	
Single-Phase 120/240 VAC @1.0pf	117 kW	Amps: 488	130 kW	Amps: 543
Three-Phase 120/208 VAC @0.8pf	122 kW	Amps: 423	130 kW	Amps: 451
Three-Phase 120/240 VAC @0.8pf	122 kW	Amps: 367	130 kW	Amps: 391
Three-Phase 277/480 VAC @0.8pf	122 kW	Amps: 183	130 kW	Amps: 195
Three-Phase 346/600 VAC @0.8pf	122 kW	Amps: 147	130 kW	Amps: 156

STARTING CAPABILITIES (sKVA)

		sKVA vs. Voltage Dip											
		480 VAC						208/240 VAC					
Alternator	kW	10%	15%	20%	25%	30%	35%	10%	15%	20%	25%	30%	35%
Standard	130	116	174	232	290	348	406	87	131	174	218	261	305
Upsize 1	150	133	199	265	332	398	464	100	149	199	249	299	348
Upsize 2	200	187	280	373	467	560	653	140	210	280	350	420	490

FUEL CONSUMPTION RATES*

Natural Gas – ft ³ /hr (m ³ /hr)		Propane Vapor – ft ³ /hr (m ³ /hr)	
Percent Load	Standby	Percent Load	Standby
25%	603 (17.1)	25%	237.3 (6.7)
50%	1033 (29.3)	50%	406.7 (11.5)
75%	1395 (39.5)	75%	549.1 (15.5)
100%	1722 (48.8)	100%	677.9 (19.2)

*Fuel supply installation must accommodate fuel consumption rates at 100% load.

COOLING

		Standby
Air Flow (inlet air combustion and radiator)	ft ³ /min (m ³ /min)	5979 (169.3)
Coolant Flow per Minute	gpm (lpm)	48 (181.7)
Coolant System Capacity	gal (L)	6.3 (23.9)
Heat Rejection to Coolant	BTU/hr	500,080
Max. Operating Air Temp on Radiator	°F (°C)	122 (50)
Maximum Radiator Backpressure	in H ₂ O	0.5

COMBUSTION AIR REQUIREMENTS

Flow at Rated Power	cfm (m ³ /min)	Standby
		379 (10.7)

ENGINE

		Standby
Rated Engine Speed	rpm	3000
Horsepower at Rated kW**	hp	189
Piston Speed	ft/min (m/min)	2085 (635)
BMEP	psi	132

EXHAUST

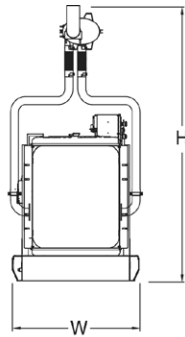
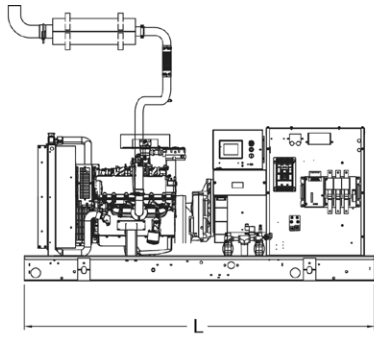
		Standby
Exhaust Flow (Rated Output)	cfm (m ³ /min)	1206 (34.1)
Maximum Recommended Back Pressure	inHg	1.5
Exhaust Temp (Rated Output)	°F (°C)	1250 (676.7)
Exhaust Outlet Size (Open Set)	in	2.5" I.D. Flex (No muffler)

** Refer to "Emissions Data Sheet" for maximum bHP for EPA and SCAQMD permitting purposes.

Deration – Operational characteristics consider maximum ambient conditions. Derate factors may apply under atypical site conditions. Please consult a Generac Power Systems Industrial Dealer for additional details. All performance ratings in accordance with ISO3046, BS5514, ISO8528 and DIN6271 standards.

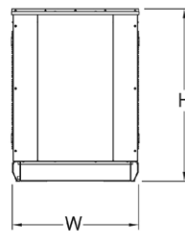
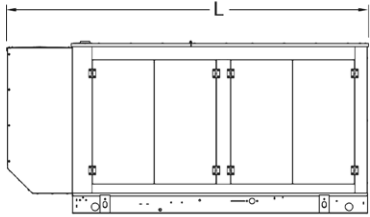
MG130

dimensions and weights



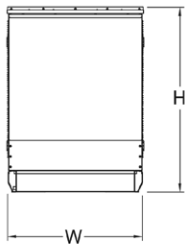
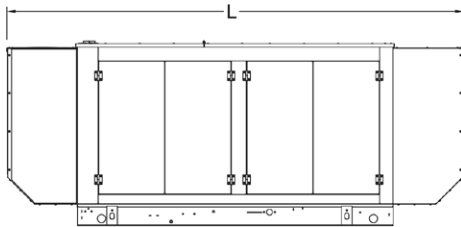
OPEN SET (Includes Exhaust Flex)

L x W x H in (mm)	110.04 (2795) x 39.88 (1013) x 52.38 (1330)
Weight lbs (kg)	2600 (1180)



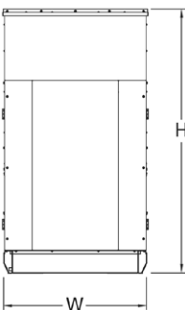
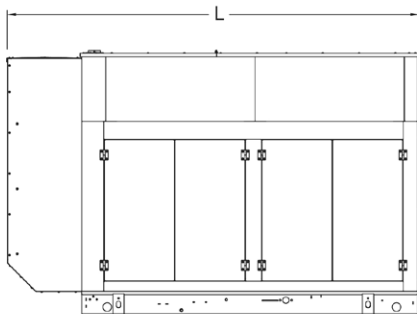
STANDARD ENCLOSURE

L x W x H in (mm)	132.72 (3371.1) x 40.46 (1027.8) x 64.05 (1627)
Weight lbs (kg)	Steel: 3100 (1407) Aluminum: 2765 (1255)



LEVEL 1 ACOUSTIC ENCLOSURE

L x W x H in (mm)	154.13 (3914.9) x 40.46 (1027.8) x 64.05 (1627)
Weight lbs (kg)	Steel: 3350 (1520) Aluminum: 2850 (1292)



LEVEL 2 ACOUSTIC ENCLOSURE

L x W x H in (mm)	144.53 (3671) x 40.46 (1027.8) x 80.88 (2054.3)
Weight lbs (kg)	Steel: 3600 (1634) Aluminum: 2930 (1330)

YOUR FACTORY RECOGNIZED GENERAC INDUSTRIAL DEALER

Specification characteristics may change without notice. Please consult a Generac Power Systems Industrial Dealer for detailed installation drawings.